

Scrubber dryers designed to push productivity - Take a walk on the clean side

An affordable and attractive choice for cleaning in hotels and restaurants, bus and train stations, factories, supermarkets, shopping malls, hospitals, schools, and other institutions.

With a working width of 51 cm and a powerful 450 W brush motor, these machines will get the job done with both speed and ease. Especially if you go for the model AS5160 T – for Traction – equipped with a 150 W drive motor bringing the scrubber dryer forward. Hours of non-stop cleaning are ensured by the 61 liter capacity of both water tank and recovery tank – and the power packed 2x12 Volt batteries.

The machines are well-balanced and easy to maneuver thanks to their big wheels and strong casters. Hour meter and water level indicator will keep you updated, and the speed reducing gear drive system of the Traction version ensure smooth operation with a minimum of effort. When it's time to empty, refill and clean the scrubber dryers, all handling can easily be carried out, saving time and costs.




Picture shown may not represent model quoted

- Easy to maneuver and transport: Big wheels and strong casters, making the machine well-balanced
- Easy and convenient operation: 2 pcs safety switches
- Control panel with intuitive display and buttons
- Productive: Working width 51 cm
- Brush and pad driver can be installed/un-installed automatically
- Hour meter: Check how many hours the machine has been running
- Water level indicator with volume visible on the tank
- High capacity for increased productivity: 61-liter water tank/ 61-liter recovery tank
- Robust and solid: Steady chassis system and rotationally molded tanks
- Reliable: Heavy duty 79 cm aluminum squeegee
- Accessories: Brush, pad holder, batteries 12V x2 and onboard charger
- Optional brush skirt kit prevents the machine from splashing water
- AS5160T - Traction-model: 150W drive motor


The Viper AS5160 and AS5160T are highly productive walk-behind scrubber dryers with battery endurance and tank capacity to clean for hours. Being easy and comfortable to use with their ergonomic design, these robust machines are ready for an in-depth performance on indoor surfaces.

• Standard equipment



Included accessories		Ref. no.	Min. required	AS5160-EU SCRUBBER 20INCH 60L 24V	AS5160-TR SCRUBBER 20INCH 60L 24V	AS5160T-EU SCRUBBER 20IN 60L24V TRACTION
Disc Brush						
	20BRUSH	VF90417	0	•	•	•
Squeegee Blade						
	20 BLADE FRONT	VF90119	0	•	•	•
	20 BLADE REAR	VF90120	0	•	•	•
On-Board Charger						
	CHARGER 24V 10A	VR27041	0	•	•	•
Squeegee, Blade, Skirt and Splash Guard						



Scrubber dryers designed to push productivity - Take a walk on the clean side

Included accessories	Ref. no.	Min. required	AS5160-EU SCRUBBER 20INCH 60L 24V	AS5160-TR SCRUBBER 20INCH 60L 24V	AS5160T-EU SCRUBBER 20IN 60L24V TRACTION
 20 SQUEEGEE KIT	VF90135	0	•	•	•

• Standard equipment

Included accessories	Ref. no.	Min. required	AS5160T-TR SCRUBBER 20IN 60L24V TRACTION
Disc Brush			
 20BRUSH	VF90417	0	•
Squeegee Blade			
20 BLADE FRONT	VF90119	0	•
20 BLADE REAR	VF90120	0	•
On-Board Charger			
CHARGER 24V 10A	VR27041	0	•
Squeegee, Blade, Skirt and Splash Guard			
 20 SQUEEGEE KIT	VF90135	0	•

Model	AS5160-EU SCRUBBER 20INCH 60L 24V	AS5160-TR SCRUBBER 20INCH 60L 24V	AS5160T-EU SCRUBBER 20IN 60L24V TRACTION
Ref. no.	50000398	50000402	50000403

PRODUCT FEATURES

Hour Meter	•	•	•
Battery version	•	•	•
Recovery emptying hoses	•	•	•
Water level indicator	•	•	•

Model	AS5160T-TR SCRUBBER 20IN 60L24V TRACTION
Ref. no.	50000407

PRODUCT FEATURES

Hour Meter	•
Battery version	•
Recovery emptying hoses	•



Scrubber dryers designed to push productivity - Take a walk on the clean side

Model	AS5160T-TR SCRUBBER 20IN 60L24V TRACTION
Ref. no.	50000407

PRODUCT FEATURES

Water level indicator

•

Technical specifications	AS5160-EU SCRUBBER 20INCH 60L 24V	AS5160-TR SCRUBBER 20INCH 60L 24V	AS5160T-EU SCRUBBER 20IN 60L24V TRACTION
Sound pressure level (dB(A))	61	61	61
Working speed (km/h)	N/A	N/A	0-4.5
Brush motor (W)	450	450	450
Traction motor power (W)	N/A	N/A	150
Vacuum motor power (W)	350	350	350
Battery type	2x12V 100Ah AGM	2x12V 100Ah AGM	2x12V 100Ah AGM
Vacuum (mm H2O)	1200	1200	1200
Max. climbing rate (%)	2%	2%	2%
Water flow (l/m)	0-2.4L/min	0-2.4L/min	0-2.4L/min
Solution tank (l)	61	61	61
Recovery tank (l)	61	61	61
Squeegee width (mm)	790	790	790
Brush/pad diameter (mm)	510	510	510
Brush pressure (kg)	27	27	23
Brush speed (RPM)	150	150	150
Dimensions (L x W x H) (mm)	1370x600x1220	1370x600x1220	1370x600x1220
Battery compartment size (LxWxH) (mm)	350x350x300	350x350x300	350x350x300
Net weight (kg)	85	85	93
Gross vehicle weight (gvw) (kg)	214.8	214.8	222.8
Shipping weight (kg)	115	115	123

Technical specifications	AS5160T-TR SCRUBBER 20IN 60L24V TRACTION
Sound pressure level (dB(A))	61
Working speed (km/h)	0-4.5
Brush motor (W)	450
Traction motor power (W)	150
Vacuum motor power (W)	350
Battery type	2x12V 100Ah AGM
Vacuum (mm H2O)	1200
Max. climbing rate (%)	2%












Scrubber dryers designed to push productivity - Take a walk on the clean side

Technical specifications

AS5160T-TR
SCRUBBER 20IN
60L24V TRACTION

Water flow (l/m)	0-2.4L/min
Solution tank (l)	61
Recovery tank (l)	61
Squeegee width (mm)	790
Brush/pad diameter (mm)	510
Brush pressure (kg)	23
Brush speed (RPM)	150
Dimensions (L x W x H) (mm)	1370x600x1220
Battery compartment size (LxWxH) (mm)	350x350x300
Net weight (kg)	93
Gross vehicle weight (gvw) (kg)	222.8
Shipping weight (kg)	123

● Standard equipment, ○ Supplementary accessories, □ Mountable equipment





Accessories	Ref. no.	Min. required	AS5160-EU SCRUBBER 20INCH 60L 24V	AS5160-TR SCRUBBER 20INCH 60L 24V	AS5160T-EU SCRUBBER 20IN 60L24V TRACTION
Squeegee Blade					
 20 BLADE FRONT	VF90119	0	●	●	●
 20 BLADE REAR	VF90120	0	●	●	●
 SQUEEGEE BLADE FRONT PU - AS510	VF90148	0	○	○	○
 SQUEEGEE BLADE REAR PU - AS510	VF90149	0	○	○	○
Squeegee, Blade, Skirt and Splash Guard					
 20 SQUEEGEE KIT	VF90135	0	●	●	●
 SKIRT KIT	VS10151	0	○	○	○
Disc Brush					
 20BRUSH	VF90417	0	●	●	●
Pad Holder					
 20INCH PAD HOLDER	VF90416	0	○	○	○
 20INCH PAD HOLDER	VF90454	0	○	○	○



Scrubber dryers designed to push productivity - Take a walk on the clean side

Accessories	Ref. no.	Min. required	AS5160-EU SCRUBBER 20INCH 60L 24V	AS5160-TR SCRUBBER 20INCH 60L 24V	AS5160T-EU SCRUBBER 20IN 60L24V TRACTION
On-Board Charger					
CHARGER 24V 10A	VR27041	0	•	•	•

• Standard equipment, ◦ Supplementary accessories, ◻ Mountable equipment

Accessories	Ref. no.	Min. required	AS5160T-TR SCRUBBER 20IN 60L24V TRACTION
Squeegee Blade			
20 BLADE FRONT	VF90119	0	•
20 BLADE REAR	VF90120	0	•
SQUEEGEE BLADE FRONT PU - AS510	VF90148	0	◦
SQUEEGEE BLADE REAR PU - AS510	VF90149	0	◦
Squeegee, Blade, Skirt and Splash Guard			
 20 SQUEEGEE KIT	VF90135	0	•
SKIRT KIT	VS10151	0	◦
Disc Brush			
 20BRUSH	VF90417	0	•
Pad Holder			
 20INCH PAD HOLDER	VF90416	0	◦
 20INCH PAD HOLDER	VF90454	0	◦
On-Board Charger			
CHARGER 24V 10A	VR27041	0	•

